

Kampo e-learning course

User's Guide

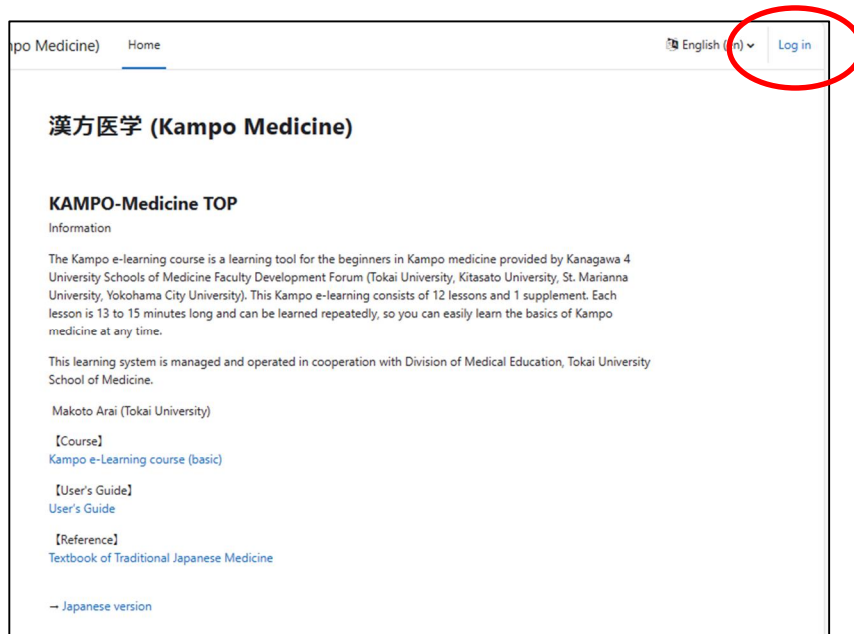
【URL】

<https://kanagawa4fd2025.sakura.ne.jp/moodle/?lang=en>



【Connection Method by PC】

1. Access the Kampo Medicine website through the URL or QR code.
2. Enrolment Process
 - ① Click on "**Log in**" at the upper right corner of the Kampo Medicine TOP page.



- ② On the login screen, click on "**Create new account**" of "Is this your first time here?"

The image shows the login screen of the Kampo Medicine website. It has a title 'Log in to 漢方医学 (Kampo Medicine)'. Below the title are two input fields for 'Username' and 'Password', followed by a blue 'Log in' button. There is a link for 'Lost password?'. Below a horizontal line, there is a section titled 'Is this your first time here?' with the text 'For full access to this site, you first need to create an account.' Under this text, the 'Create new account' button is circled in red. At the bottom, there is a language selector set to 'English (en)' and a 'Cookies notice' button.

- ③ Fill in the required information on the [New account](#) page.

New account

Username ⓘ

The password must have at least 8 characters, at least 1 digit(s), at least 1 lower case letter(s), at least 1 upper case letter(s), at least 1 special character(s) such as as *, -, or #

Password ⓘ

Email address ⓘ

Email (again) ⓘ

First name ⓘ

Surname ⓘ

City/town

Country

Select a country

▼ **certificate(修了証)**

Your name written on the certificate 修了証表記名 (修了証は英語で発行されます) ⓘ

Create my new account Cancel

There are required fields in this form marked ⓘ .

Username: Create your own username.

Password: Follow the instructions for creating a password of at least 8 characters.

Email address: Use a valid email address.

※Free email addresses are acceptable and will be used for authentication and notifications.

First Name: Optional

Surname: Optional

City/town: Enter your city or town.

Country: Select your country.

Name on the certificate: Enter your name in half-width English letters, for example, Emma Watson.

- ④ After completing the information, click on "[Continue](#)" to submit the information.
- ※Follow the on-screen instructions if any errors occur.

漢方医学 (Kampo Medicine)

An email should have been sent to your address at XXXXX@XXXX.XXX.co.jp

It contains easy instructions to complete your registration.

If you continue to have difficulty, contact the site administrator|

Continue

- ⑤ Once you have submitted the information, a confirmation email will be sent to the provided email address. [Access the link](#) provided in the email to complete the registration.

※If you do not receive the email, check your spam folder and ensure that you can receive emails from noreply@kanagawa4fd2025.sakura.ne.jp.

A new account has been requested at '漢方医学 (Kampo Medicine)' using your email address.

To confirm your new account, please go to this web address:

https://kanagawa4fd2025.sakura.ne.jp/moodle/login/confirm.php?data=9RFgz6G7AAX5HMK/tomoya_sako004

In most mail programs, this should appear as a blue link which you can just click on. If that doesn't work, then cut and paste the address into the address line at the top of your web browser window.

3. Course Enrolment

- ① Open the login screen (upper right corner of the TOP homepage) and [log in with your account](#).

Log in to 漢方医学 (Kampo Medicine)

XXXXXX

.....

Log in

[Lost password?](#)

Is this your first time here?

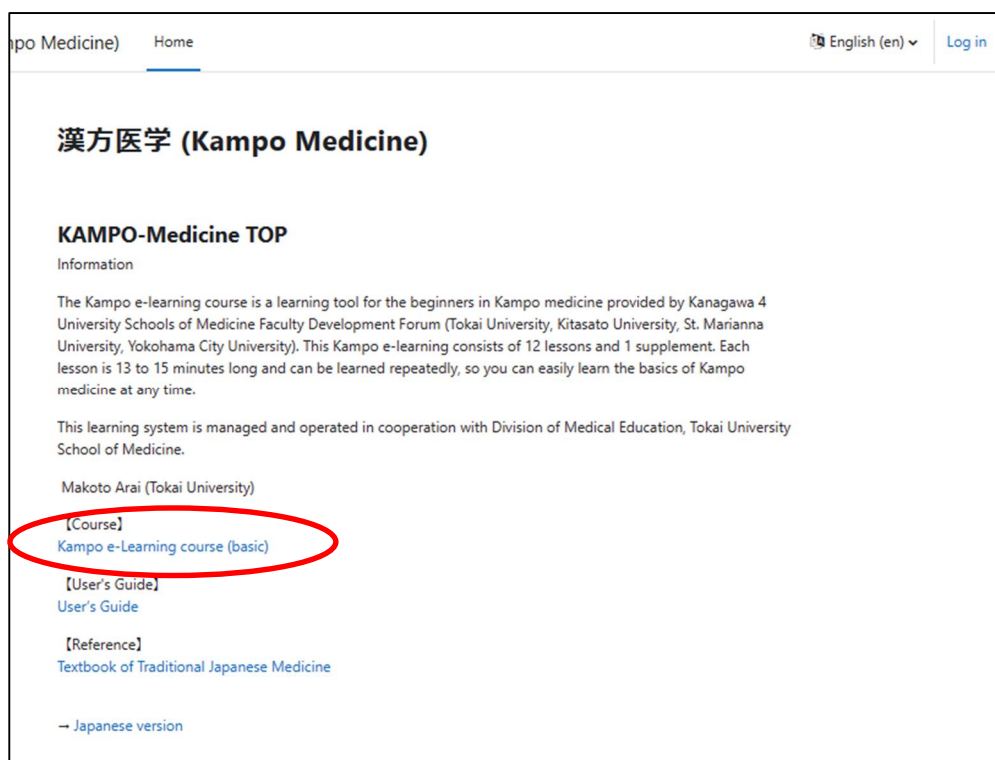
For full access to this site, you first need to create an account.

Create new account

English (en) ▾ [Cookies notice](#)

- ② Select the "[Kampo e-Learning course \(basic\)](#)" from the course list on the dashboard.

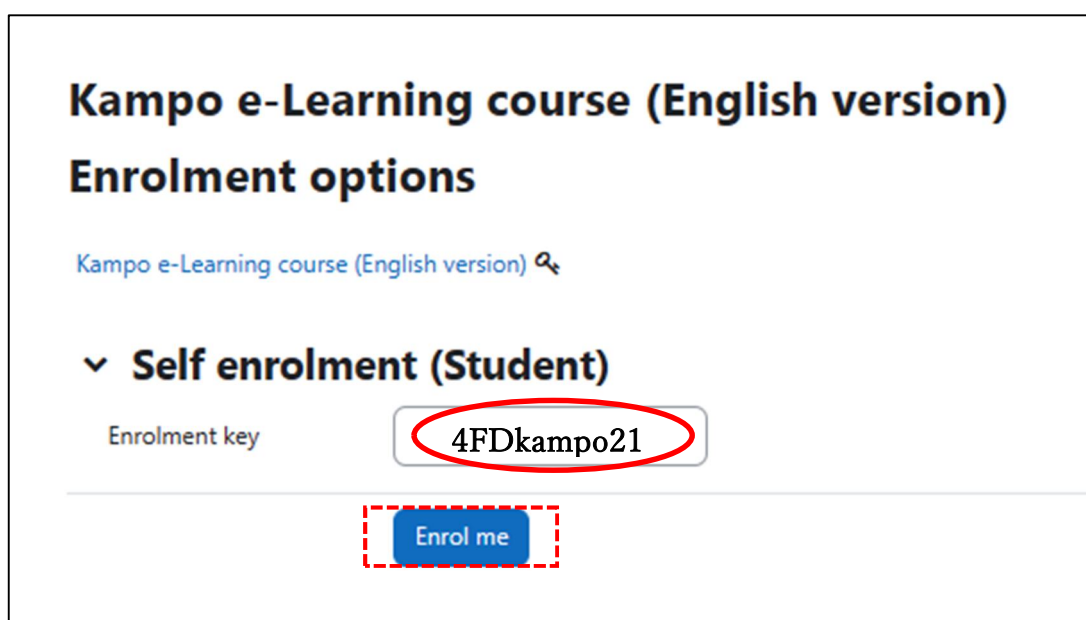
※The screen and display may vary depending on the web browser.



- ③ Click on "[Kampo e-Learning course \(basic\)](#)" and enter the enrolment key when prompted.

Enter the key and click on "[Enrol Me.](#)"

Enrolment Key: [4FDkampo21](#)



- ④ You will receive an email confirming the completion of course enrolment, and you can start taking the Kampo e-learning course.

Kampo e-Learning course (English version)

[Course](#)[Settings](#)[Participants](#)[Grades](#)[Reports](#)[More](#)

▼ How to use the Kampo e-learning course

Collapse all

Please start from **1 Pre-course survey**. After each item is completed (or passed), you can proceed to the next step.

You can study in any order from lessons 3-1 to 3-12 or [Supplement](#) of the **3 Kampo e-Learning**.

After passing all the tests, please try [Clinical questions](#). A certificate of achievement will be issued when all programs are completed.

FORUM

Announcement

▼ 1 Pre-course survey

You can start your e-Learning course from **1-1 Handling of personal information**.

CHOICE

1-1 Handling of personal information

Make a choice

QUESTIONNAIRE

1-2 Personal information

Complete the activity

Not available unless: The activity [1-1 Handling of personal information](#) is marked complete

QUESTIONNAIRE

1-3 Pre-questionnaire

Complete the activity

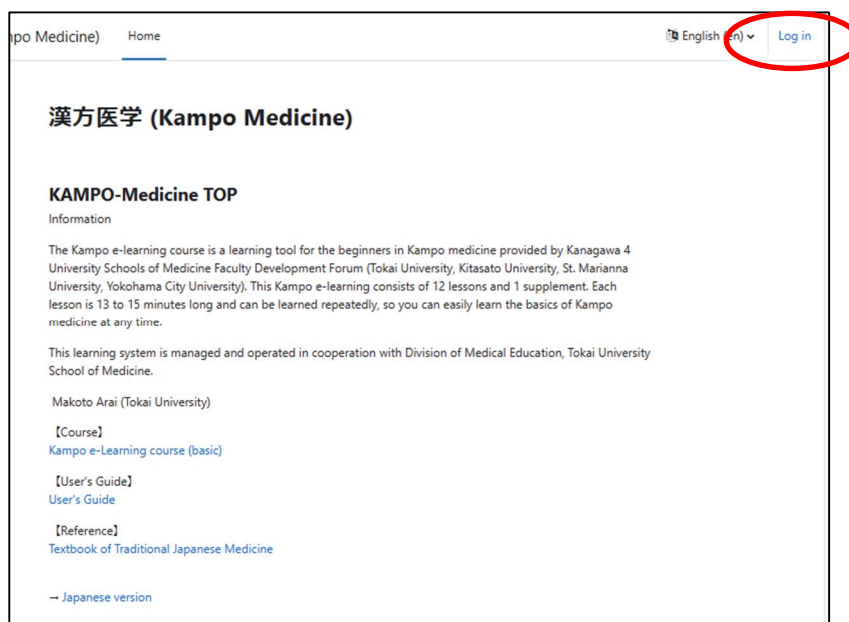
Not available unless: The activity [1-3 Personal information](#) is marked complete

For instructions on how to proceed with the Kampo e-Learning course,
please refer to the course instructions.



【Starting the Kampo e-Learning course】

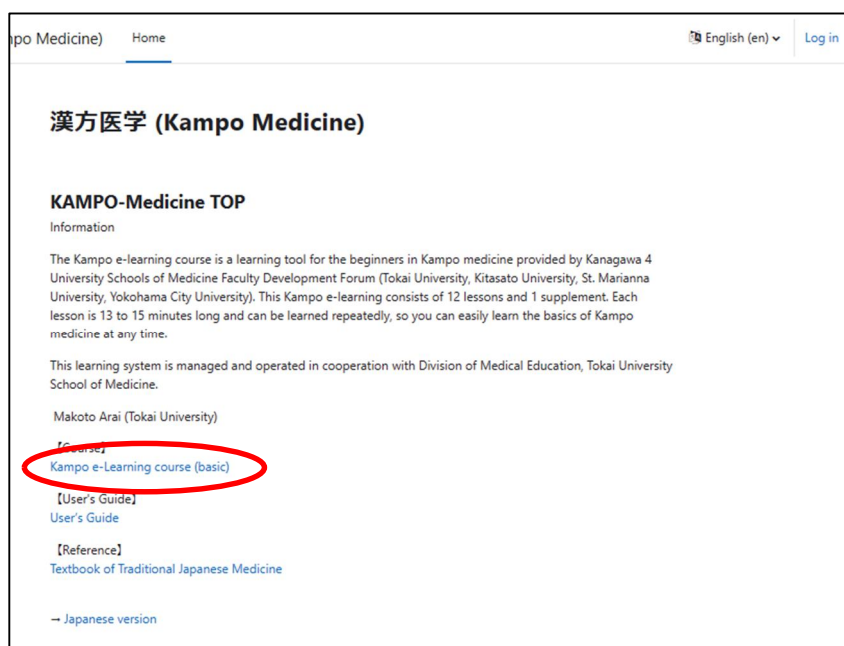
1. Access the Kampo website through the URL or QR code.
2. Accessing the Kampo e-Learning course (basic)
 - ① Click on "**Log in**" at the upper right corner of the KAMPO-Medicine TOP page.



- ② On the login screen, enter your **username** and **password**, then click on "**Log in**."

A screenshot of the login screen for Kampo Medicine. The title is 'Log in to 漢方医学 (Kampo Medicine)'. There are two input fields: 'Username' and 'Password'. The 'Log in' button is circled in red. Below the input fields is a link for 'Lost password?'. There is a section titled 'Is this your first time here?' with a message 'For full access to this site, you first need to create an account.' and a 'Create new account' button. At the bottom, there is a language selector 'English (en)' and a 'Cookies notice' button.

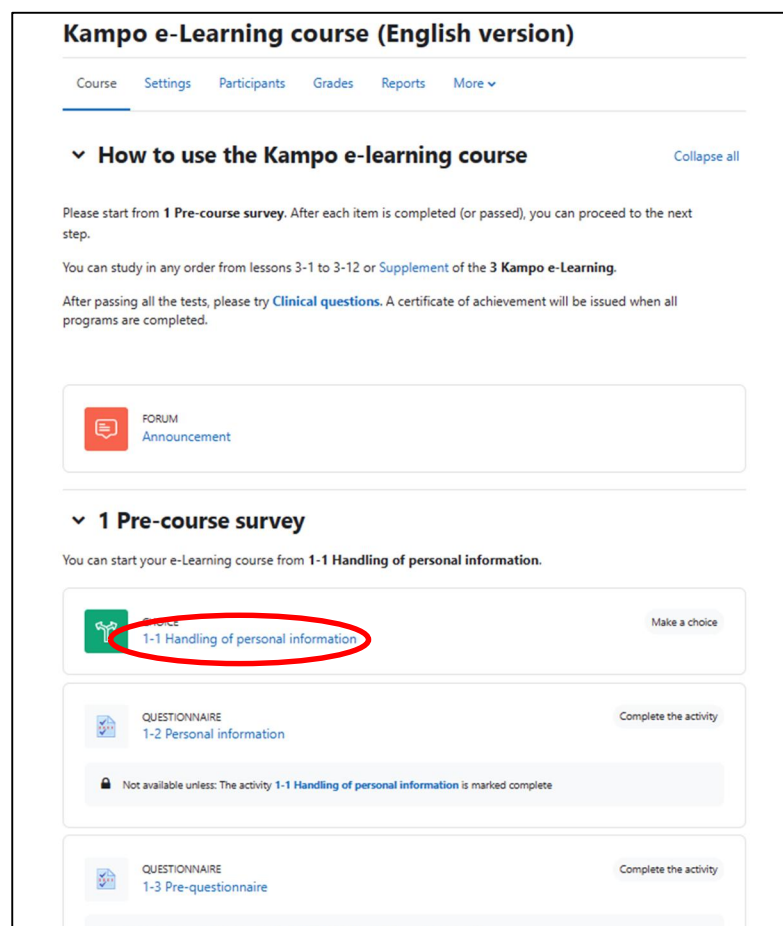
- ② Select the "[Kampo e-Learning course \(basic\)](#)" from the course list.



- ③ This is the TOP homepage of the Kampo e-Learning course (English version).

Start from the "[1 Pre-course Survey](#)" - "[1-1 Handling of personal information.](#)"

Once you complete each item, you can proceed to the next one.



- ⑤ After reviewing the purpose of use, select "I agree" and click "Save my choice."

Kampo e-Learning course (English) / 1-1 Handling of personal information

CHOICE
1-1 Handling of personal information

To do: Make a choice

Handling of personal information

This Kampo e-Learning course is provided by the Kanagawa 4 University Schools of Medicine, Faculty Development Forum (Tokai University, Kitasato University, Yokohama City University, St. Marianna University) with a grant from Japan Kampo Medicine Education Foundation.

The learners' background, learning progress of Kampo medicine, pre-test and post-test results included in the contents of this course will be used academically as materials for thinking about the future of Kampo education.

Since these data are anonymized and processed collectively, all personal information such as your name and email address will be protected.

If you agree, please check "I agree." to start this course.

Click "Save my choice" to submit the data, then proceed from "1-2. Personal information" below.

[\[→1-2 Personal information\]](#)

The results of this activity will not be published after you answer. x

☐ I agree.

Save my choice

- ☆ You can proceed to "1-2 Personal information" from "Kampo e-Learning course (English)" at the top of the page.

Kampo e-Learning course (English) / 1-1 Handling of personal information

CHOICE
1-1 Handling of personal information

✓ Done: Make a choice

Handling of personal information

This Kampo e-Learning course is provided by the Kanagawa 4 University Schools of Medicine, Faculty Development Forum (Tokai University, Kitasato University, Yokohama City University, St. Marianna University) with a grant from Japan Kampo Medicine Education Foundation.

The learners' background, learning progress of Kampo medicine, pre-test and post-test results included in the contents of this course will be used academically as materials for thinking about the future of Kampo education.

Since these data are anonymized and processed collectively, all personal information such as your name and email address will be protected.

If you agree, please check "I agree." to start this course.

Click "Save my choice" to submit the data, then proceed from "1-2. Personal information" below.

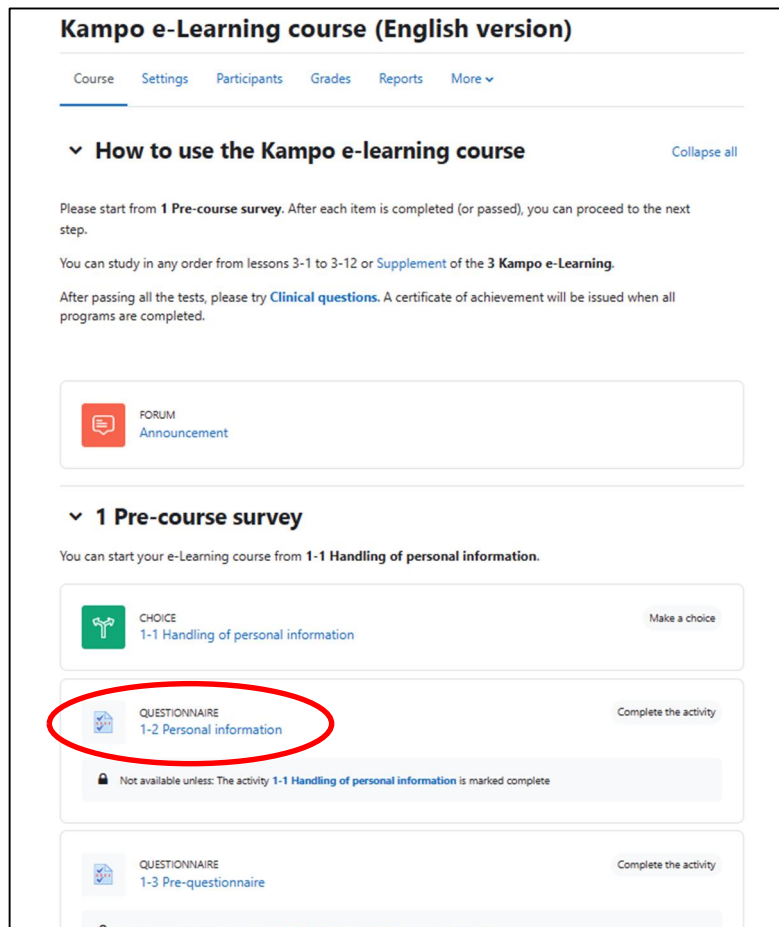
[\[→1-2 Personal information\]](#)

Your choice has been saved x

Your selection: I agree.

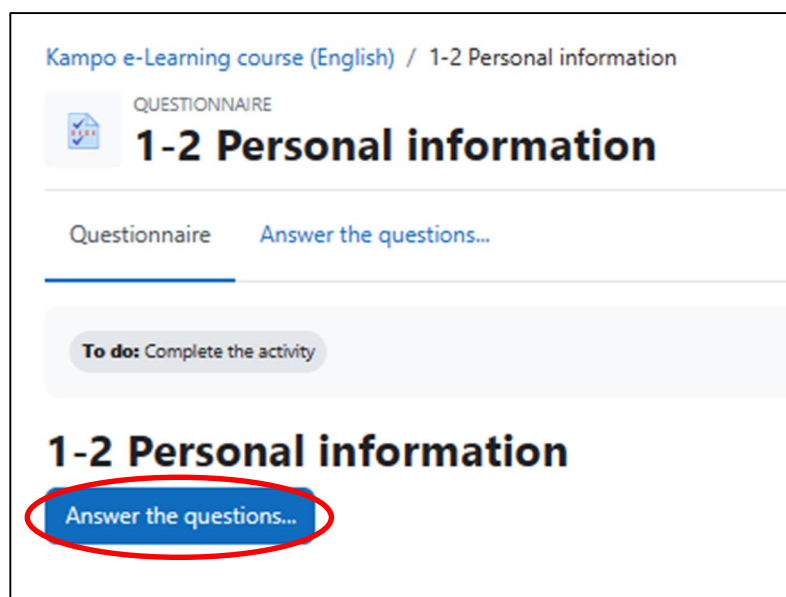
The results are not currently viewable

☆If you return to the TOP page of the Kampo e-Learning course, and if the operation is completed correctly, it will display "✓Done" on the right. Then, select "**1-2 Personal Information**."



⑥ 1-2 Personal Information

☆Click "**Answer the questionnaire.**"



☆Answer all questions and proceed to the next page (3 or 4 items in total).

Personal information

1 * What is your nationality?
Japan

2 * What is your country of residence?
Japan

3 * What is your occupation?
☒ Medical doctor
☐ Pharmacist
☐ Acupuncturist
☐ Nurse
☐ Dentist
☐ Student
☐ Others

Page 1 of 2

Next Page >>

☆On the final page, click "**Continue**" to submit the data.

✓ Done: Complete the activity

Thank you for completing this Questionnaire.

Continue

☆From the "**1-3 Pre-questionnaire**" screen that appears after submitting, proceed directly to the next section and answer as you did in the previous questionnaire.

Personal information

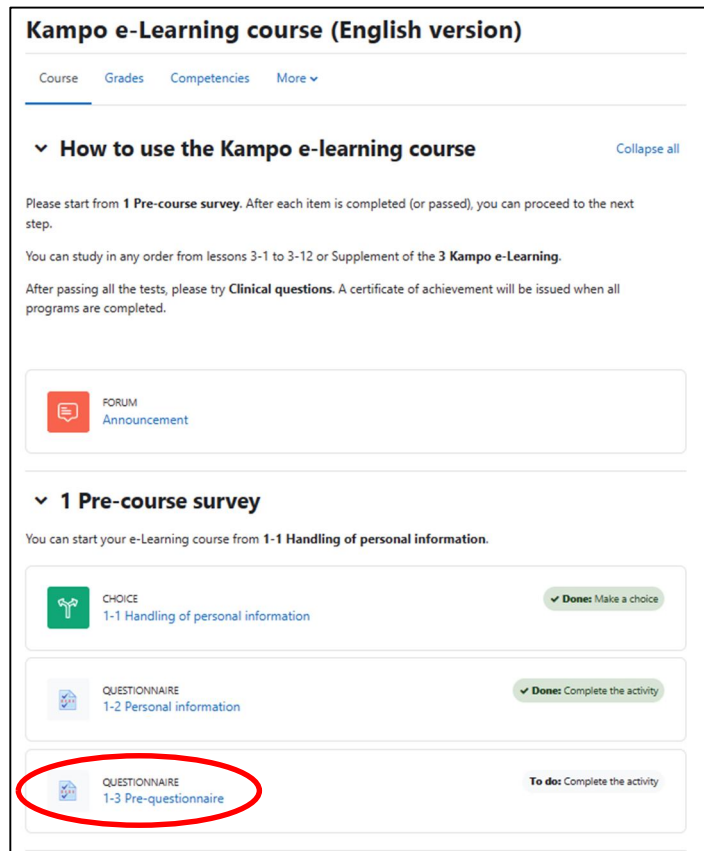
1 * What is your nationality?
Japan : Japan

2 * What is your country of residence?
Japan : Japan

3 * What is your occupation?
☒ Medical doctor
☐ Pharmacist
☐ Acupuncturist
☐ Nurse
☐ Dentist
☐ Student
☐ Others

4 * What is your specialty in medicine?
☒ Western medicine
☐ Alternative medicine
☐ Others

☆If you return to the TOP page of the Kampo e-Learning course, and if the operation is completed correctly, it will display "✓Done" on the right. Then, select "1-3 Pre-questionnaire."



Kampo e-Learning course (English version)


Course Grades Competencies More ▾

▼ **How to use the Kampo e-learning course** Collapse all

Please start from **1 Pre-course survey**. After each item is completed (or passed), you can proceed to the next step.


You can study in any order from lessons 3-1 to 3-12 or Supplement of the 3 **Kampo e-Learning**.


After passing all the tests, please try **Clinical questions**. A certificate of achievement will be issued when all programs are completed.


 FORUM
Announcement

▼ **1 Pre-course survey**

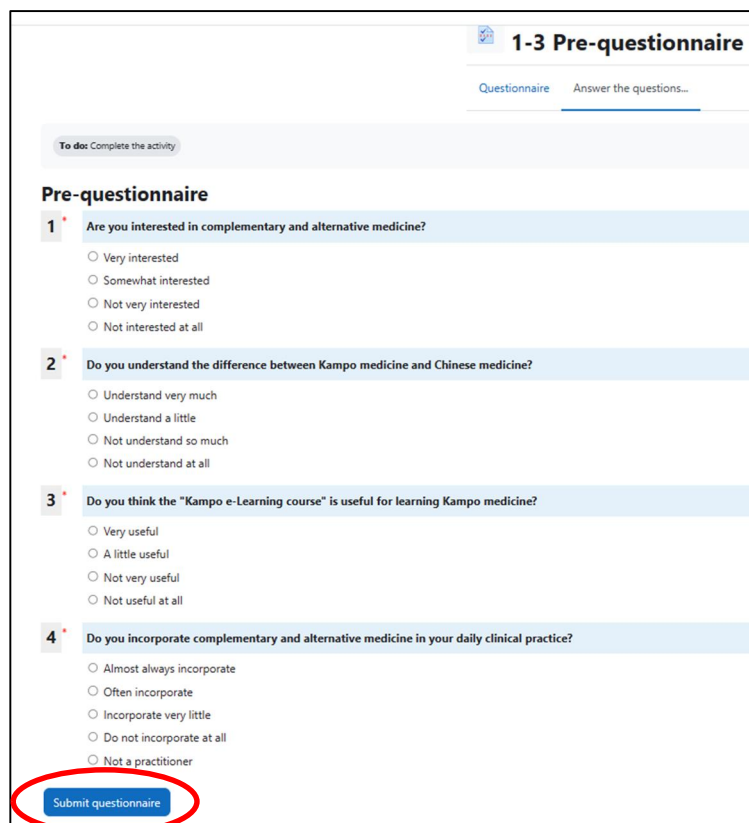
You can start your e-Learning course from **1-1 Handling of personal information**.

 CHOICE
1-1 Handling of personal information ✓ Done: Make a choice

 QUESTIONNAIRE
1-2 Personal information ✓ Done: Complete the activity

 QUESTIONNAIRE
1-3 Pre-questionnaire To do: Complete the activity

☆Answer all questions and click "Submit questionnaire" to submit your choices.



1-3 Pre-questionnaire

Questionnaire Answer the questions...

To do: Complete the activity

Pre-questionnaire

1 * Are you interested in complementary and alternative medicine?

☐ Very interested
☐ Somewhat interested
☐ Not very interested
☐ Not interested at all

2 * Do you understand the difference between Kampo medicine and Chinese medicine?

☐ Understand very much
☐ Understand a little
☐ Not understand so much
☐ Not understand at all

3 * Do you think the "Kampo e-Learning course" is useful for learning Kampo medicine?

☐ Very useful
☐ A little useful
☐ Not very useful
☐ Not useful at all

4 * Do you incorporate complementary and alternative medicine in your daily clinical practice?

☐ Almost always incorporate
☐ Often incorporate
☐ Incorporate very little
☐ Do not incorporate at all
☐ Not a practitioner

Submit questionnaire

⑦ 2 Pre-test → "⑫ 4 Post-test" follow the same steps.

The pre-test and post-test are for judging the learning effect of this Kampo e-learning, so don't worry if you don't know the correct answer.

☆Click "2-1 Pre-test" to start. Please note that you can take the test **only once**.

▼ 1 Pre-course survey

You can start your e-Learning course from 1-1 Handling of personal information.

CHOICE 1-1 Handling of personal information Done: Make a choice

QUESTIONNAIRE 1-2 Personal information Done: Complete the activity

QUESTIONNAIRE 1-3 Pre-questionnaire Done: Complete the activity

▼ 2 Pre-test

After completing the 1 Pre-course survey, you can start 2-1 Pre-test.

The pre-test and post-test are for judging the learning effect of this Kampo e-learning, so don't worry if you don't know the correct answer.

QUIZ 2-1 Pre-test To do: Receive a grade

☆Select the answer from the choices and proceed to the **next page**, and complete all questions.

Kampo e-Learning course (English) / 2-1 Pre-test / Preview

QUIZ 2-1 Pre-test

Quiz Settings Questions Results Question bank More ▼

Back

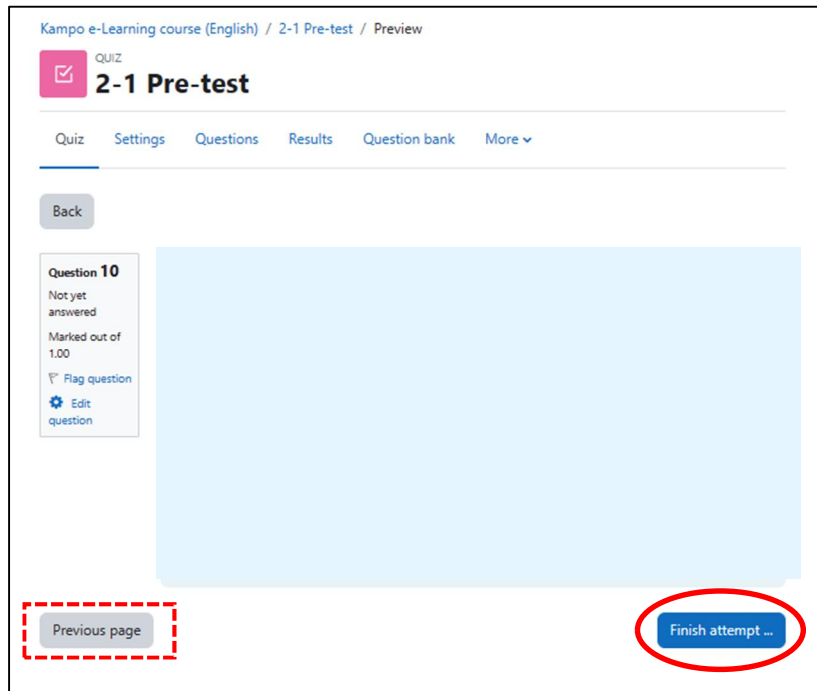
Question 1
Not yet answered
Marked out of 1.00
Flag question
Edit question

A 25-year-old patient had a fever of 38.1°C and a cough. What is the most likely diagnosis?

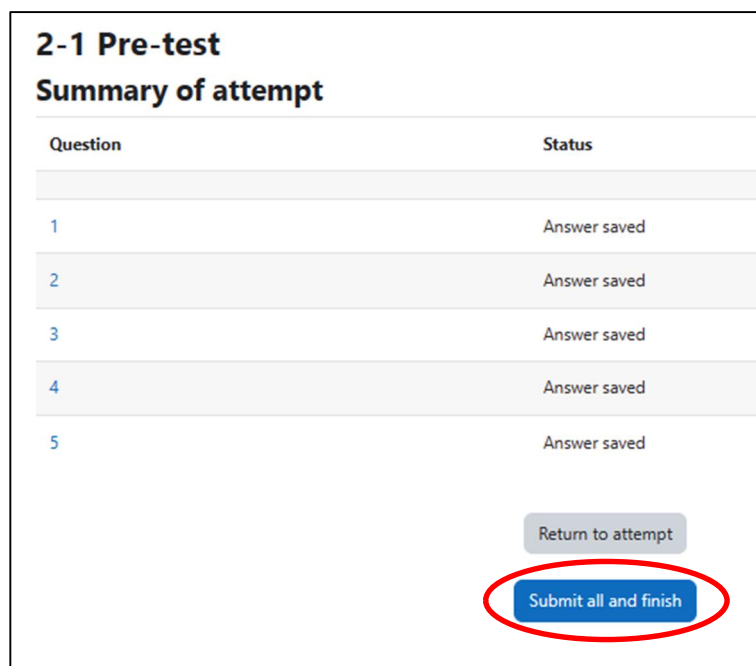
a) 25-year-old
b) had a fever
c) noticed a cough
d) observed a fever
e) Ch

Next page

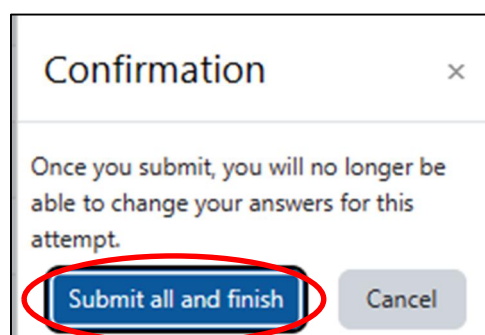
☆After completing the final question, click "[Finish attempt.](#)"
You can also go back to the [previous page](#).



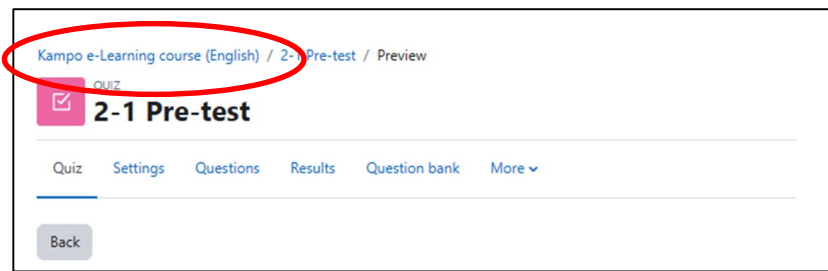
☆In the test overview, click "[Submit all and finish.](#)"



☆In the confirmation screen, select "[Submit all and finish](#)" to send your answers.



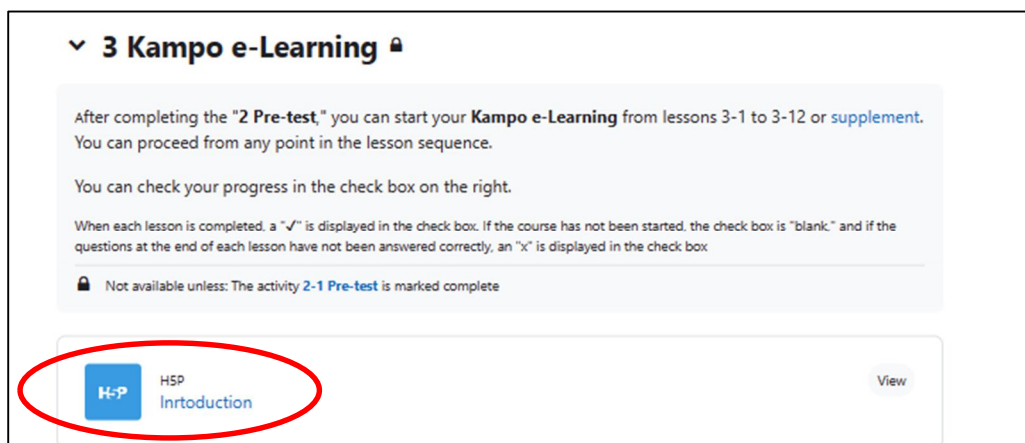
☆You can go back to the TOP page from "[Kampo e-Learning course \(English\)](#) " at the top or "[Back to the course](#)" at the bottom.



★The following are the main contents of the Kampo e-learning.

⑧ 3 Kampo e-Learning

☆Finally, you will access the main course of the Kampo e-Learning. Please start from the [Introduction](#).



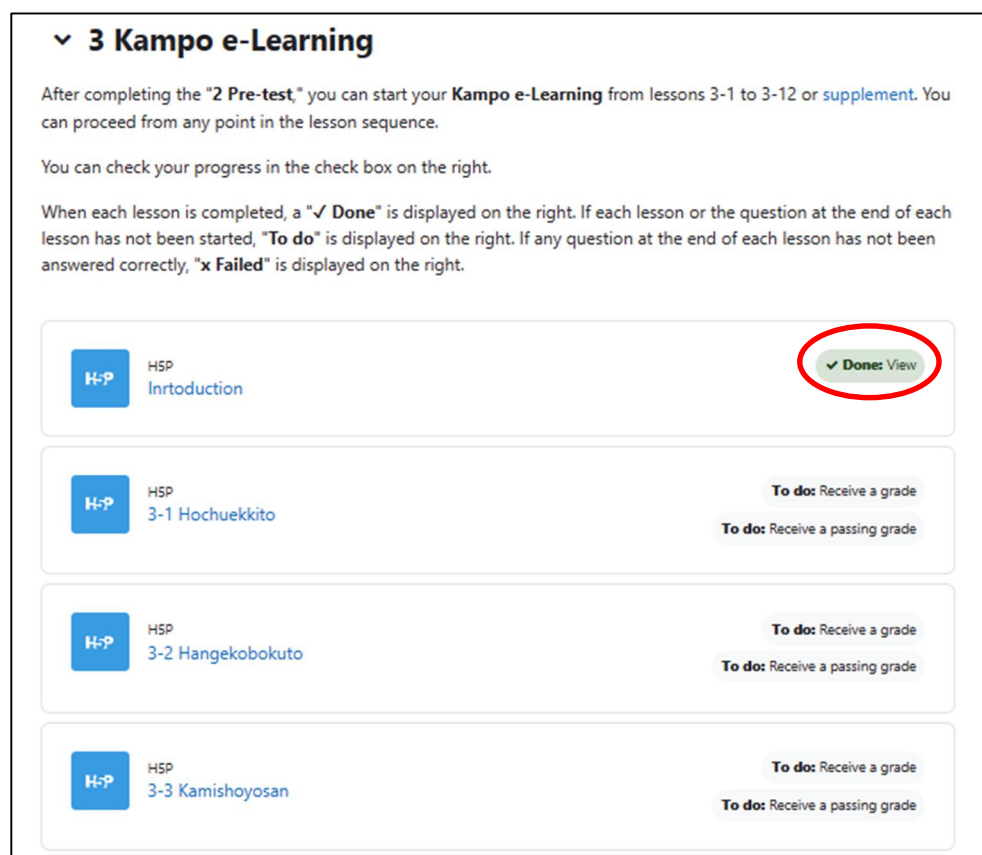
☆When you complete the "Introduction," all e-learning contents will be displayed.

☆To finish the "Introduction" and start each e-learning course, click the "**START**" button.



The image shows the main interface of the Kampo e-Learning system. At the top, the title "Kampo e-Learning" is displayed in a large, blue, stylized font. Below the title, the text "Kanagawa 4 University Schools of Medicine Faculty Development Forum" is shown. A blue button with the text "START" and a small icon is circled in red. Below the button, there are two bullet points: "➤ Click the start button and start learning from any of the 12 lessons or supplement displayed." and "➤ This Kampo e-Learning course can be viewed repeatedly even after completing the course."

☆The progress of each lesson can be checked with "**✓Done**" or "**To do**" on the right.



The image shows a section titled "3 Kampo e-Learning". Below the title, there is a paragraph: "After completing the '2 Pre-test,' you can start your Kampo e-Learning from lessons 3-1 to 3-12 or supplement. You can proceed from any point in the lesson sequence." Another paragraph follows: "You can check your progress in the check box on the right." A third paragraph explains: "When each lesson is completed, a '✓ Done' is displayed on the right. If each lesson or the question at the end of each lesson has not been started, 'To do' is displayed on the right. If any question at the end of each lesson has not been answered correctly, 'x Failed' is displayed on the right." Below this text, there is a list of lessons. Each lesson entry consists of a blue square with "H-P", the lesson title, and a status box on the right. The first lesson, "Introduction", has a status box with "✓ Done: View" circled in red. The other three lessons, "3-1 Hochuekkito", "3-2 Hangekobokuto", and "3-3 Kamishoyosan", have status boxes with "To do: Receive a grade" and "To do: Receive a passing grade".

⑨ 3-1 to 12. Kampo e-Learning

☆To start each e-learning course, click the start button. "▶"



☆Select the answer and click "Check" for each question.

Choose an important sign or symptom when using hochuekkito.

- ☐ dry skin
- ☐ easy fatigability
- ☐ anemia
- ☐ weight loss
- ☐ insomnia

☆If any answer is incorrect, click "Retry" and answer the question again.

Choose an important sign or symptom when using hochuekkito.

- weight loss
- ☒ dry skin
- easy fatigability
- insomnia
- anemia

0 / 1

☆Select the correct answer and proceed to the next question.

If you answer correctly, "☆1/1" will be displayed.

Click "**Continue**" to proceed to the next question.

Choose an important sign or symptom when using hochuekkito.

✓ easy fatigability

dry skin

anemia

insomnia

weight loss

☆ 1 / 1

▶ Continue

☆Once you answer all questions correctly, you can proceed the final page of the lesson.

☆Make sure to click "**Submit Answers**" to send the data to the server.

Kampo e-Learning course (English) / 3-1 Hochuekkito

HSP
H-P **3-1 Hochuekkito**

To do: Receive a grade To do: Receive a passing grade

★ **2 Question(s) answered** ✕

You have answered 2 questions, click below to submit your answers.

Submit Answers

Answered questions	Score
14:23 Question 1-1	1 / 1
14:23 Question 1-2	1 / 1

☆After submitting, click "✕" on the upper right.

Kampo e-Learning course (English) / 3-1 Hochuekkito

HSP
H-P **3-1 Hochuekkito**

To do: Receive a grade To do: Receive a passing grade

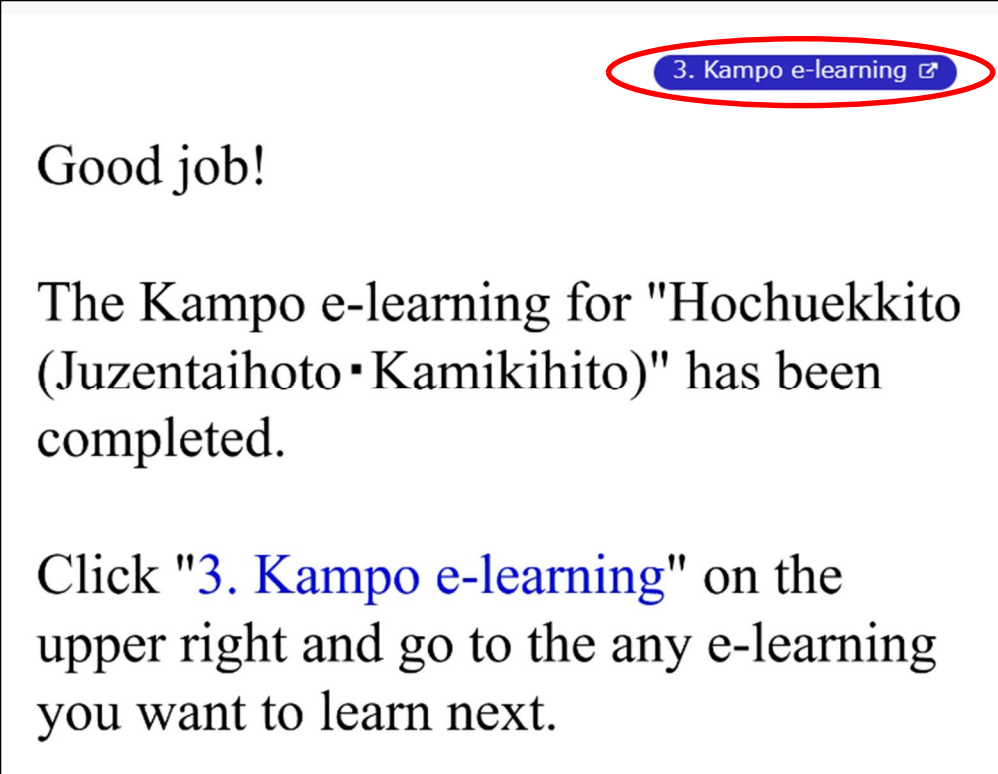
★ **2 Question(s) answered** ✕

You have answered 2 questions, click below to submit your answers.

Submit Answers

Answered questions	Score
14:23 Question 1-1	1 / 1
14:23 Question 1-2	1 / 1

☆Click "[3. Kampo e-learning](#)" on the upper right and go to the any e-learning you want to learn next.



The screenshot shows a white rectangular box with a black border. In the top right corner, there is a blue button with the text "3. Kampo e-learning" and a small external link icon, which is circled in red. Below the button, the text reads: "Good job!" followed by "The Kampo e-learning for 'Hochuekkito (Juzentaihoto ▪ Kamikihito)' has been completed." and then "Click '3. Kampo e-learning' on the upper right and go to the any e-learning you want to learn next."

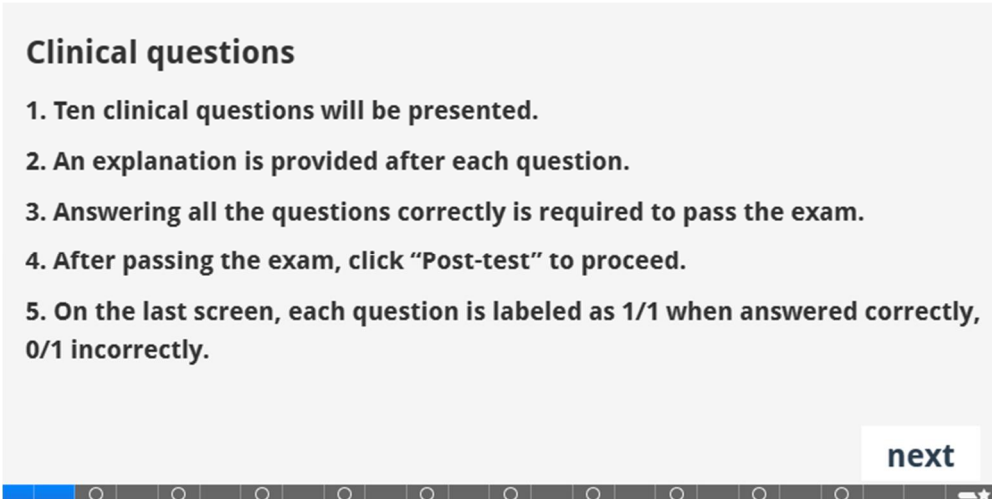
3. Kampo e-learning ↗

Good job!

The Kampo e-learning for "Hochuekkito (Juzentaihoto ▪ Kamikihito)" has been completed.

Click "[3. Kampo e-learning](#)" on the upper right and go to the any e-learning you want to learn next.

- ⑩ After completing the 12 lessons and one supplement, and their associated questions, you can start "[Clinical questions](#)."



The screenshot shows a light gray rectangular box. At the top, the title "Clinical questions" is displayed. Below it, there is a numbered list of five instructions. At the bottom right, there is a white button with the text "next". At the very bottom, there is a progress bar consisting of 12 circles; the first circle is filled with blue, and the others are empty. To the right of the progress bar is a small icon of a star with a right-pointing arrow.

Clinical questions

1. Ten clinical questions will be presented.
2. An explanation is provided after each question.
3. Answering all the questions correctly is required to pass the exam.
4. After passing the exam, click "Post-test" to proceed.
5. On the last screen, each question is labeled as 1/1 when answered correctly, 0/1 incorrectly.

next

Progress bar: 12 circles, 1st is blue. Star icon.

☆For each question: ① Select the answer, ② Click "**Check**," and ③ Click "**next**."

☆The explanation of the answer will be displayed on the next page.

Question1 Intestinal regulator, he sometimes had constipation for several days once his diarrhea stopped. He was 174 cm tall, weighed 63 kg. His abdomen was slightly soft and had mild abdominal muscle tension. There was no edema or cold sensation in his limbs.

Choose the most suitable Kampo formula.

- ☐ a Daisaikoto
- ☐ b Daikenchuto
- ☐ c Bofutsushosan
- ☐ d Hangeshashinto
- ☐ e Keishikashakuyakuto

☆After answering all questions, click "**①Next**" on the lower right and check your score.

All clinical questions have been answered.

On the next screen, each question is labeled as 1/1 when answered correctly, 0/1 incorrectly..

Click “①Next” on the lower right and check your score.

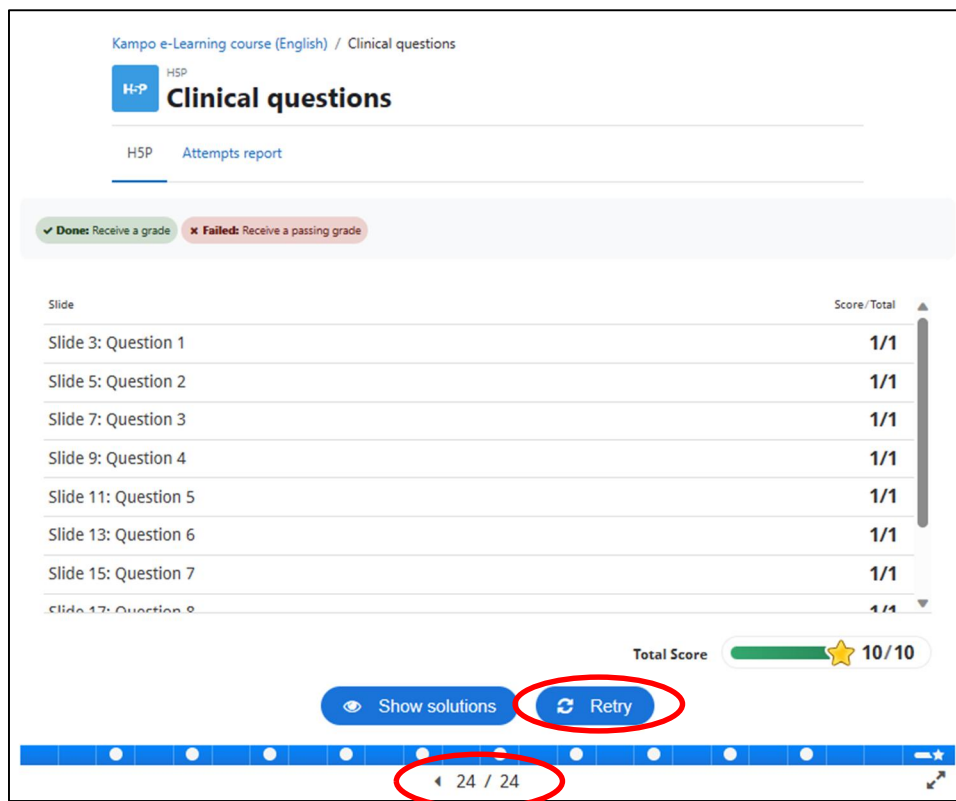
After answering all the questions correctly, click “②Post-test” to proceed.

①Next

②Post-test

☆Once all your answers are correct, click "◀" shown on the left of "◀ 24/24 ▶" on the bottom of the page, and go back to the previous page to proceed to the post-test.

☆If any answer is incorrect, click "Retry" and answer the question again.



⑪ "4 Post-test" → Refer to "⑦ 2 Pre-test."

☆The post-test has the limit of **one attempt**.

All clinical questions have been answered.


On the next screen, each question is labeled as 1/1 when answered correctly, 0/1 incorrectly..

Click "①Next" on the lower right and check your score.


After answering all the questions correctly, click "②Post-test" to proceed.



- ⑫ After completing the post-test, proceed to "5-1. Post-survey."

Kampo e-Learning course (English) / 4-1 Post-test	
	4-1 Post-test
Started on	Wednesday, 20 September 2023, 9:37 AM
State	Finished
Completed on	Wednesday, 20 September 2023, 9:53 AM
Time taken	16 mins
Feedback	Proceed to 5-1. Post-survey

☆After answering the survey, click "Submit questionnaire" to submit your choices.

 5-1 Post-questionnaire	
Questionnaire	Answer the questions...
To do: Complete the activity	
Post-Questionnaire	
1 *	Are you interested in complementary and alternative medicine? <input type="radio"/> Very interested <input type="radio"/> Somewhat interested <input type="radio"/> Not very interested <input type="radio"/> Not interested at all
2 *	Do you understand the difference between Kampo medicine and Chinese medicine? <input type="radio"/> Understand very much <input type="radio"/> Understand a little <input type="radio"/> Not understand so much <input type="radio"/> Not understand at all
3 *	Do you think the "Kampo e-Learning course" is useful for learning Kampo medicine? <input type="radio"/> Very useful <input type="radio"/> A little useful <input type="radio"/> Not very useful <input type="radio"/> Not useful at all
4 *	Do you incorporate complementary and alternative medicine in your daily clinical practice? <input type="radio"/> Almost always incorporate <input type="radio"/> Often incorporate <input type="radio"/> Incorporate very little <input type="radio"/> Do not incorporate at all <input type="radio"/> Not a practitioner
Submit questionnaire	

- ⑬ After completing all the sections, a "Certificate of achievement" will be issued.